

Water and Sustainable Development: Opportunities and Challenges in the ECLAC Region



UNITED NATIONS



**Capacity Development Workshop in Advancing Water and Sustainable
Development**

24-25 February 2015

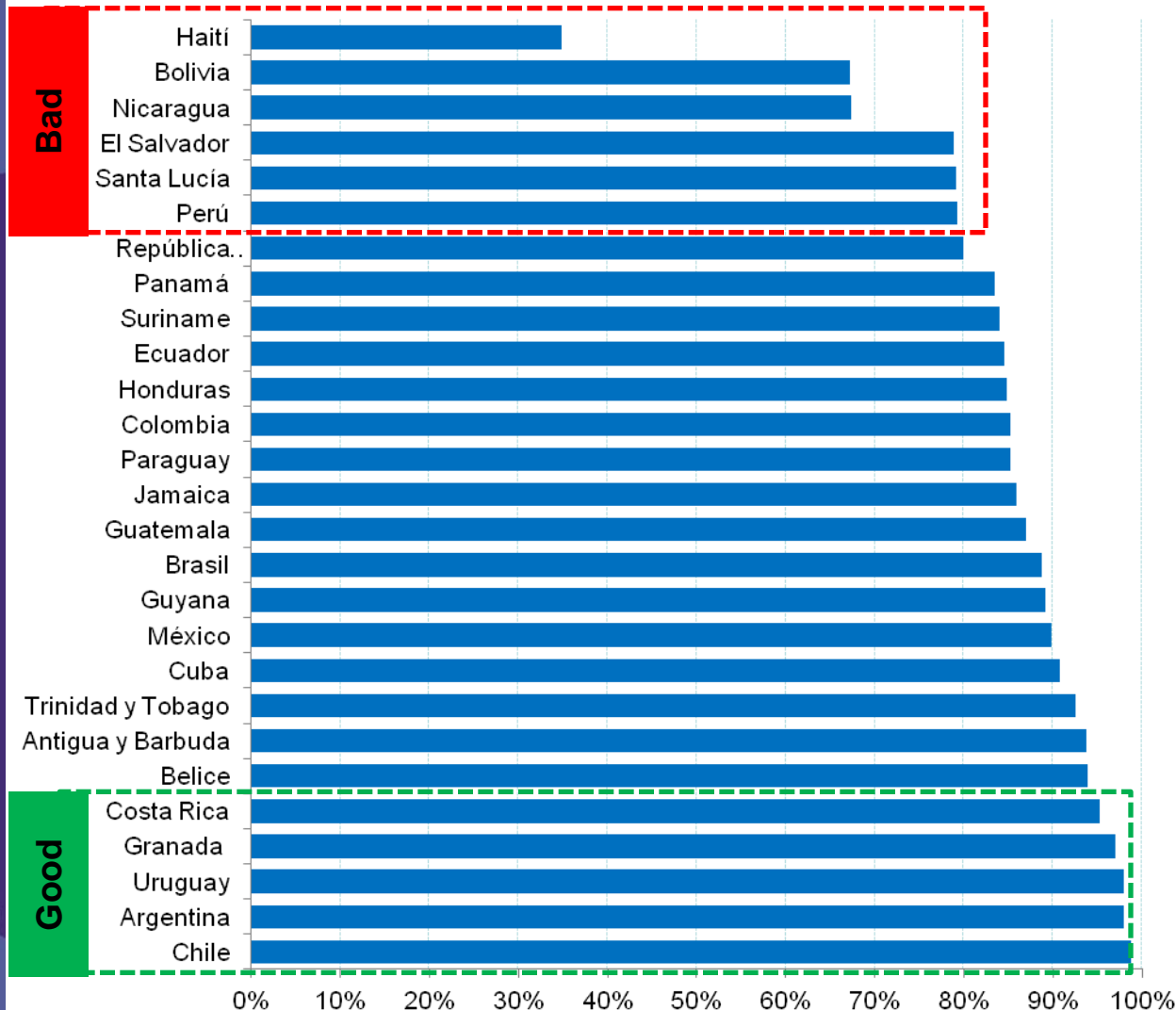
Caridad Canales Dávila

Economic Commission for Latin America and the Caribbean

Regional Context

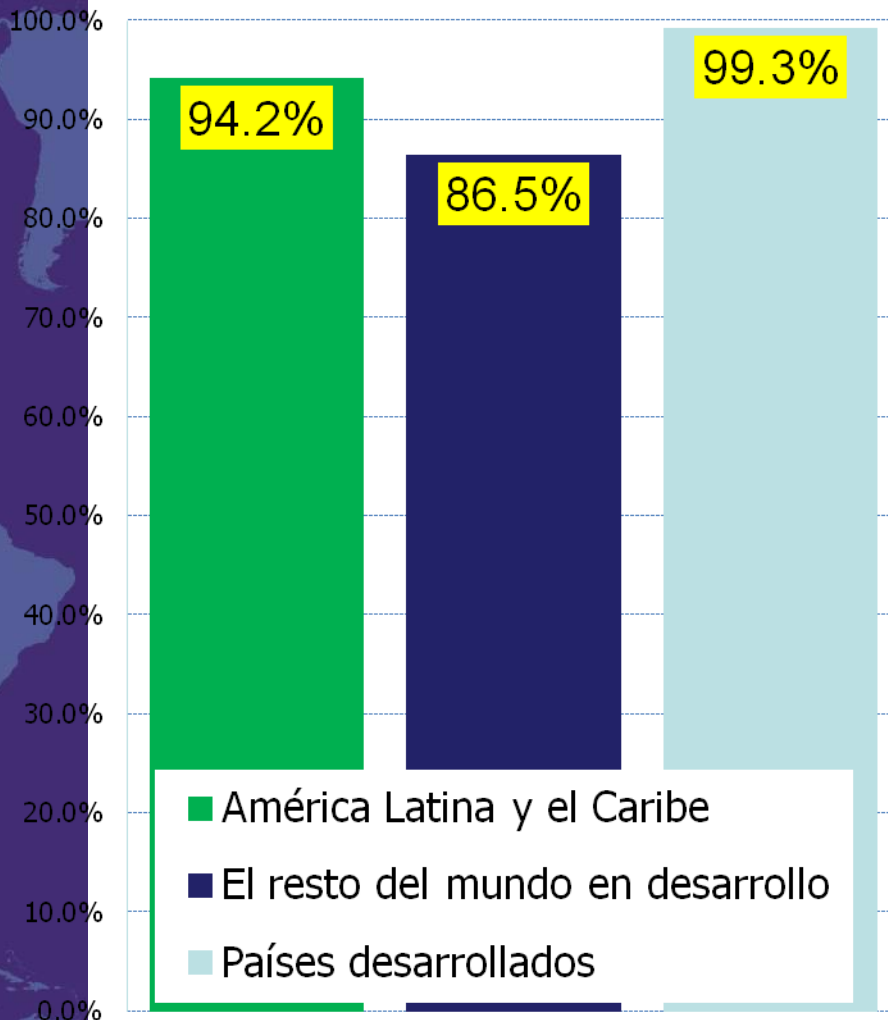
- In 2014 the region grew by **1.1%** and in 2015 the growth forecast for the region is **2.5%**.
- Rising **middle class: 30% of the population**
- The **most unequal region** in the world.
- **Slums** are a challenge to urban planning and water management.
- **Hydropower** potential of the region.
- **73% water** use goes to **agriculture**.
- The economic **costs of climate change** are estimated between 1.5% and 5% of the GDP.

Snapshot of the region



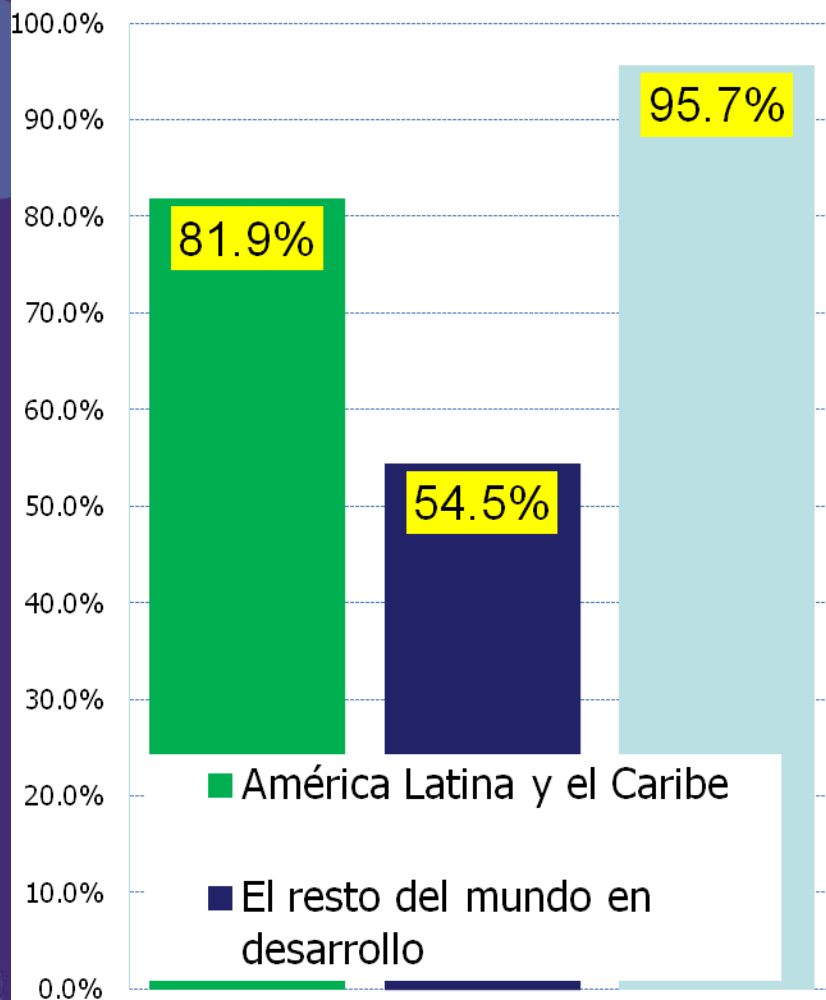
- In most cases, lack of investment, rather than water scarcity is the problem.
- The region is water abundant with 34% of the water resources in the world.
- Within the region, there are some very arid areas and with severe pollution problems.
- Economic activities and population tend to be concentrated in dry and sub-humid areas.
- Less than 2% of the available water resources are used for all sectors and only 15% of that is used for water supply services.

Safe Drinking Water: current state



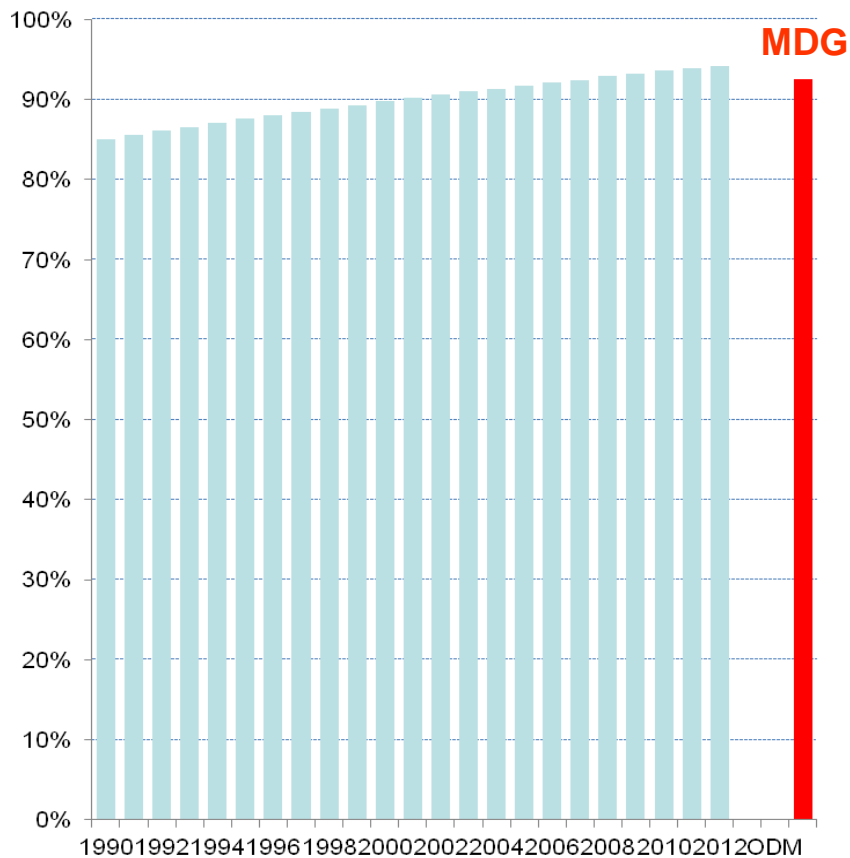
- **Without improved services:**
 - Almost 36 million people.
- **Deficits especially affect low income groups:**
 - Coverage is 15% lower in rural areas (82.5%) than in cities (97.2%).
- The definition of coverage used too “lax”:
 - If “safe and adequate” access is taken as the definition, drinking-water coverage could be **15% to 20% lower**.

Sanitation: current state

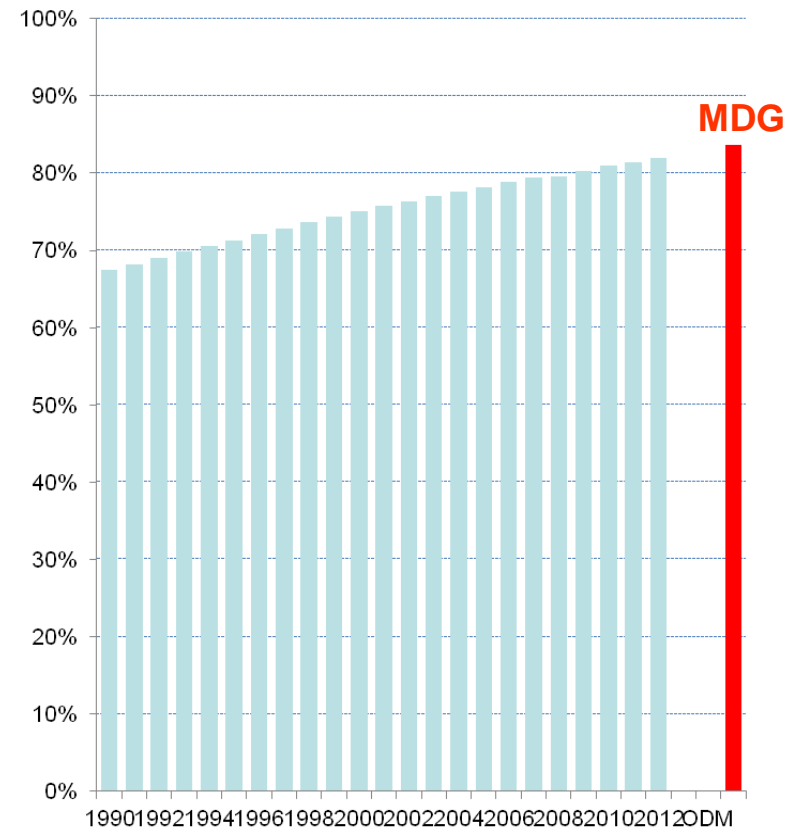


- **Without improved services:**
 - > 110 million people.
- **Deficits especially affect low income groups:**
 - Coverage is 24% lower in rural areas (63.1%) than in cities (86.8%).
- The definition of coverage used **too “lax”** :
 - If **“safe and adequate”** access is taken as the definition, sanitation coverage could be in between **20% y 40% lower**.

Water and Sanitation MDG



Safe drinking water



Sanitation



UNITED NATIONS

ECLAC

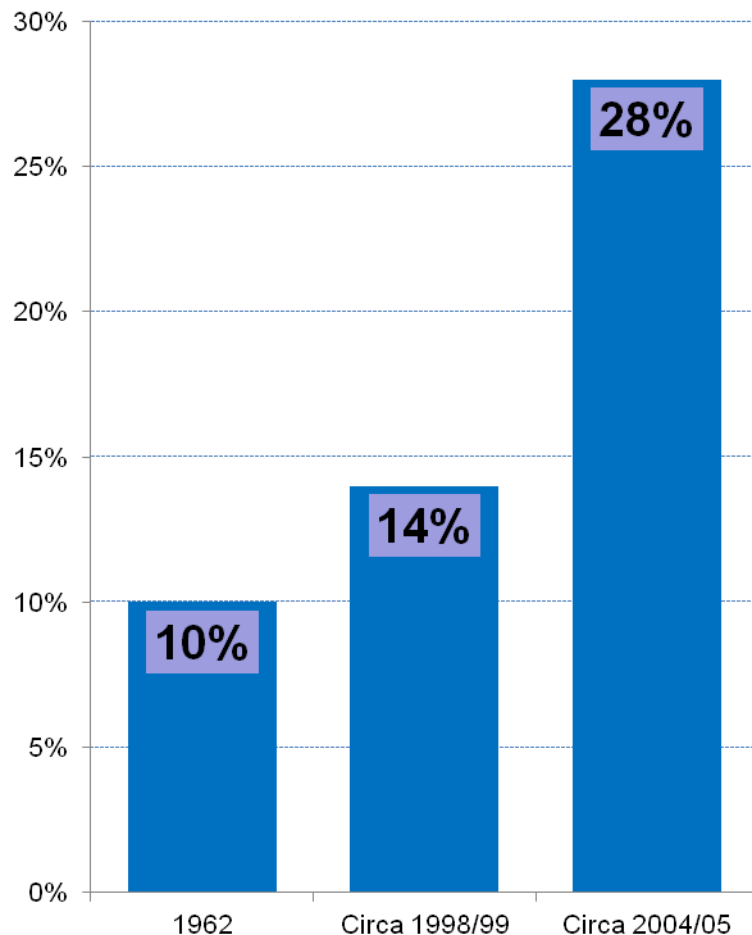
Water MDG

Goal has been achieved	Likely to achieve the goal	Unlikely to achieve the goal
18 countries (46%)	12 countries (31%)	9 countries (23%)
Argentina, Aruba, Barbados, Belice, Bolivia, Brasil, Chile, Ecuador, El Salvador, Guatemala, Guyana, Honduras, México, Montserrat, Panamá, Paraguay, San Vicente y las Granadinas y Uruguay	Anguilla, Antigua y Barbuda,, Islas Caiman, Colombia, Costa Rica, Cuba, Nicaragua, Peru, Saint Kitts y Nevis, Suriname, Trinidad y Tobago, y Venezuela	Bahamas, Islas Vírgenes Británicas, Islas Turks & Caicos, Dominica, Granada, Haiti, Jamaica, Dominican, Republican , y Saint Lucia

Sanitation MDG

Goal has been achieved	Likely to achieve the goal	Unlikely to achieve the goal
14 countries (36%)	4 countries (10%)	21 countries (54%)
Anguila, Antigua y Barbuda, Argentina, Barbados, Belice, Chile, Costa Rica, Cuba, Ecuador, Honduras, México, Paraguay, Uruguay, y Venezuela	Brazil, El Salvador, Guatemala y Montserrat	Aruba, Bolivia, Bahamas, Colombia, Dominica, Granada, Guyana, Haiti, Islas Vírgenes Británicas, Islas Caiman, Jamaica, Islas Turks & Caicos, Nicaragua, Panamá, Peru, Saint Kitts y Nevis, Saint Lucia, Dominican, Republic, St Vincent and the Grenadines, Suriname, y Trinidad y Tabago.

Waste Water Treatment



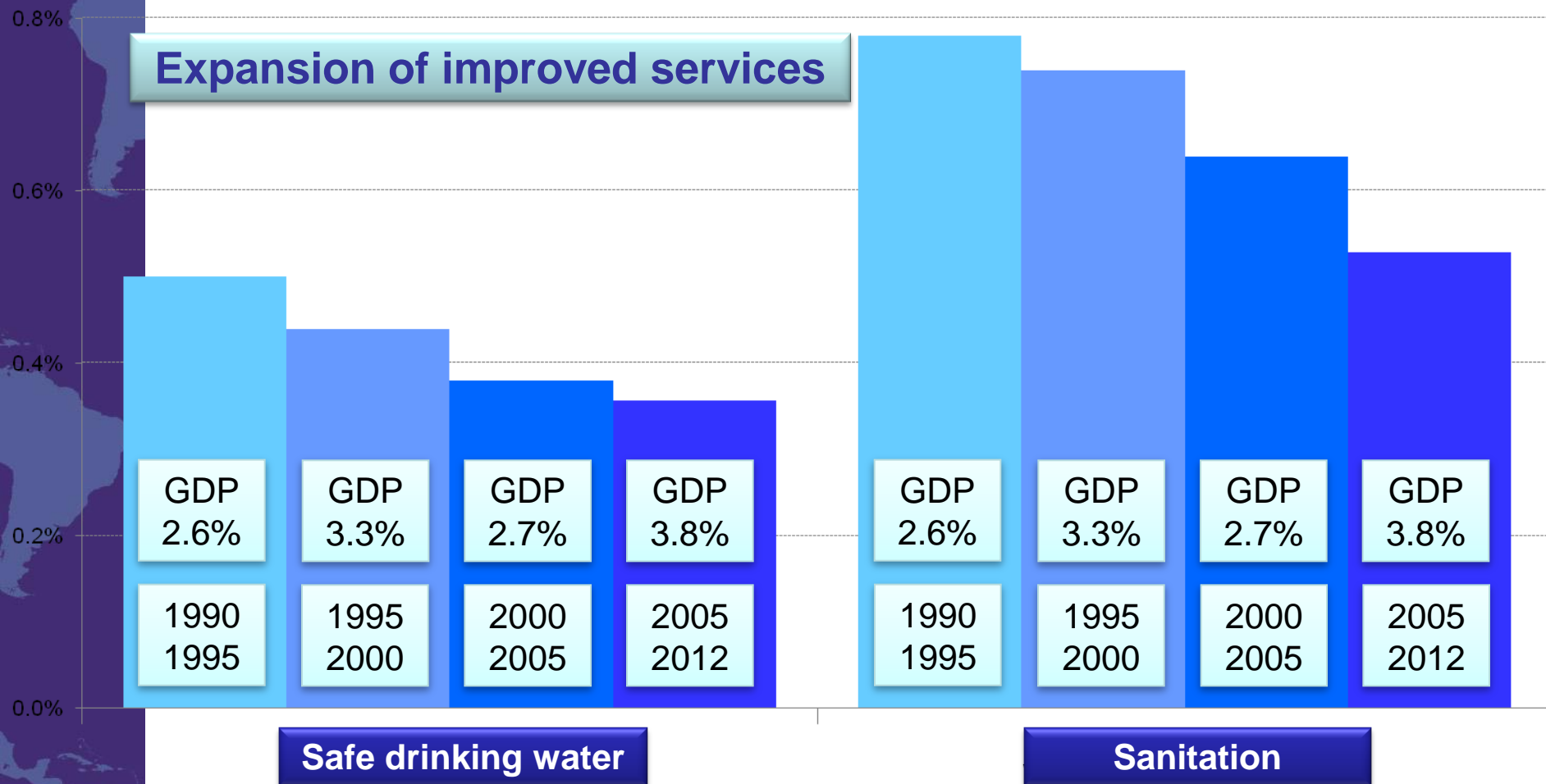
- At regional level:
 - Significant expansion of urban wastewater treatment.
 - From 14% to 28% in less than a decade.
- But:
 - The remaining wastewater is discharged untreated causing pollution.
 - Many treatment plants have been abandoned.

Water SDG: relevance for LAC

- Evidence shows growing **modernization** of the sector's legal framework
- Adoption of the **integrated water resources management** approach (cases studied: Buenos Aires in Argentina; Chile, Honduras, Nicaragua, Peru, Uruguay and Venezuela).
- This approach has been based on the premise that it makes **water use more sustainable**.
- **Governance and participatory mechanisms** have been developed.

Relevance for the region

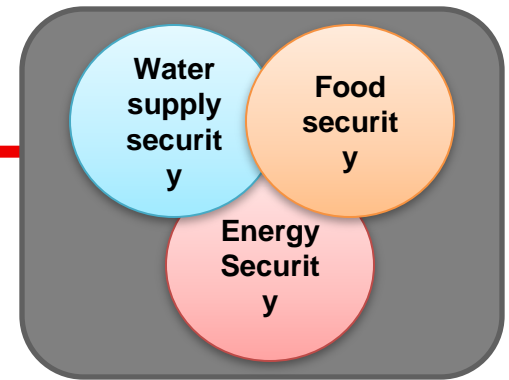
Expansion of improved services



Challenges

- The **expansion of coverage** of drinking water supply services means that the **use of water also increases**
- **Wastewater discharges** will also increase.
- **Energy and food price volatility** and upward trends, which also means that bulk water costs are rapidly increasing.
- **Monitoring and implementation** of water legislation
- Weak **water institutions (regulatory agencies)**.
- **Proliferation of conflicts** in relation to most large infrastructure and natural resources development projects.
- Lack of **technical capacity**.

Nexus Dimension



- **Water needs of the region**
 - **Only 88%** of the population has access to piped water into the dwelling, yard or plot; and less than **60% is connected to conventional sewerage** systems.
- **Agriculture**
 - The region produces **31% of the global supply of bio-fuels** and **48% of soybean**
 - **70% water** use goes to **agriculture**
- **Energy needs of the region**
 - Approximately **34 million** people **lack** access to modern **electricity services**

Way Forward & Capacity Needs

- **Water management institutions** that adequately respond to the nature of the problems involved in utilising the resource.
- **Water management instruments** (water use rights and discharge permits, assessment, planning, water quality norms, demand management, regulation, etc.), which use economic means such as charges, efficient costs, markets and social evaluation.
- Effective **conflict prevention and resolution** systems.

Way Forward & Capacity Needs

- **Independent water authorities**, with powers and resources commensurate with their responsibilities, supported by river basin organizations;
- **Water allocation (and especially reallocation) systems** that promote investment in water development and conservation, ensure efficient and orderly water use, avoid monopolies and facilitate control in the public interest;
- **Water pollution control systems** able to mobilize the necessary technological and financial resources



UNITED NATIONS

ECLAC

Way Forward & Capacity Needs

- **Effective coordination mechanisms** between water and energy authorities (improvement of water and energy **regulatory frameworks**, and harmonization of control, **policy-making and financial mechanisms**).

A light blue map of Latin America and the Caribbean is centered on a dark blue background. The text "Thank you." is written in a bold, orange, sans-serif font across the middle of the map.

Thank you.



UNITED NATIONS



**Capacity Development Workshop in Advancing Water and Sustainable
Development**

24-25 February 2015

Caridad Canales Dávila

Economic Commission for Latin America and the Caribbean